

**SUTERA
DANAU BIRU**
RESIDENTIAL LOT

"Living in harmony with nature"

Located along of Alam Sutera beautiful & prominent lake, Sutera Danau Biru has been well renowned as the preferred residential that offer an high quality dwelling houses in natural setting.

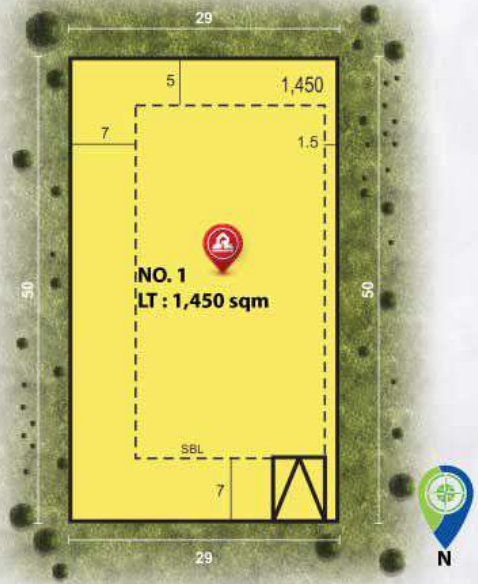
SUTERA DANAU BIRU
KEYPLAN



SUTERA DANAU BIRU III NO. 1
LAND SIZE = 1,450 sqm

www.KavlingRumah.com

0819 9000 1919



BUILDING REGULATION		RESIDENTIAL LOT	
I. LAKE VIEW		II. LAKE TERRACE	
GSB DEPAN	7 M	GSB DEPAN	7 M
GSB BELAKANG	10 M	GSB BELAKANG	5 M
GSB SAMPING	1,5 M	GSB SAMPING	1,5 M
KDB MAX	40%	KDB MAX	55%
KL B MAX	0,8	KL B MAX	1,1



BENY THIO

0815 1313 1919

PROPERTI TERPERCAYA




SUTERA DANAU BIRU
KEYPLAN



SUTERA DANAU BIRU III NO. 3
LAND SIZE = 1,100 sqm

www.KavlingRumah.com

0819 9000 1919



BUILDING REGULATION		RESIDENTIAL LOT	
I. LAKE VIEW		II. LAKE TERRACE	
GSB DEPAN	7 M	GSB DEPAN	7 M
GSB BELAKANG	10 M	GSB BELAKANG	5 M
GSB SAMPING	1,5 M	GSB SAMPING	1,5 M
KDB MAX	40%	KDB MAX	55%
KL B MAX	0,8	KL B MAX	1,1



BENY THIO

0815 1313 1919

PROPERTI TERPERCAYA




SUTERA DANAU BIRU
KEYPLAN



SUTERA DANAU BIRU III NO. 5
LAND SIZE = 1,100 sqm

www.KavlingRumah.com

0819 9000 1919



BUILDING REGULATION		RESIDENTIAL LOT	
I. LAKE VIEW		II. LAKE TERRACE	
GSB DEPAN	7 M	GSB DEPAN	7 M
GSB BELAKANG	10 M	GSB BELAKANG	5 M
GSB SAMPING	1,5 M	GSB SAMPING	1,5 M
KDB MAX	40%	KDB MAX	55%
KL B MAX	0,8	KL B MAX	1,1



BENY THIO

0815 1313 1919

PROPERTI TERPERCAYA




SUTERA DANAU BIRU
KEYPLAN



SUTERA DANAU BIRU III NO. 7
LAND SIZE = 1,100 sqm

www.KavlingRumah.com

0819 9000 1919



BUILDING REGULATION

RESIDENTIAL LOT

I. LAKE VIEW

II. LAKE TERRACE

GSB DEPAN	7 M	GSB DEPAN	7 M
GSB BELAKANG	10 M	GSB BELAKANG	5 M
GSB SAMPING	1,5 M	GSB SAMPING	1,5 M
KDB MAX	40%	KDB MAX	55%
KL B MAX	0,8	KL B MAX	1,1

BENY THIO

0815 1313 1919

PROPERTI TERPERCAYA



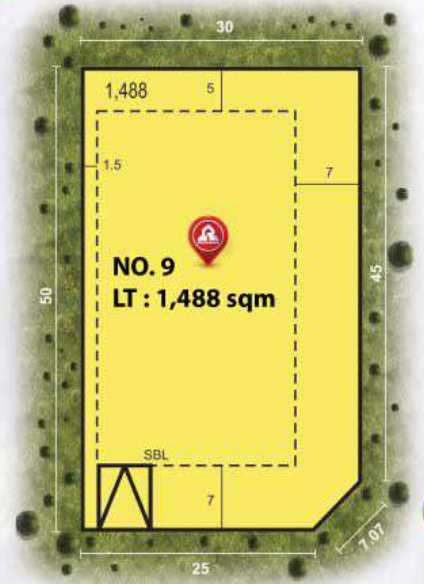
SUTERA DANAU BIRU
KEYPLAN



SUTERA DANAU BIRU III NO. 9
LAND SIZE - 1,488 sqm

www.KavlingRumah.com

0819 9000 1919



BUILDING REGULATION		RESIDENTIAL LOT	
I. LAKE VIEW		II. LAKE TERRACE	
GSB DEPAN	7 M	GSB DEPAN	7 M
GSB BELAKANG	10 M	GSB BELAKANG	5 M
GSB SAMPING	1,5 M	GSB SAMPING	1,5 M
KDB MAX	40%	KDB MAX	55%
KL B MAX	0,8	KL B MAX	1,1



BENY THIO

0815 1313 1919

PROPERTI
TERPERCAYA



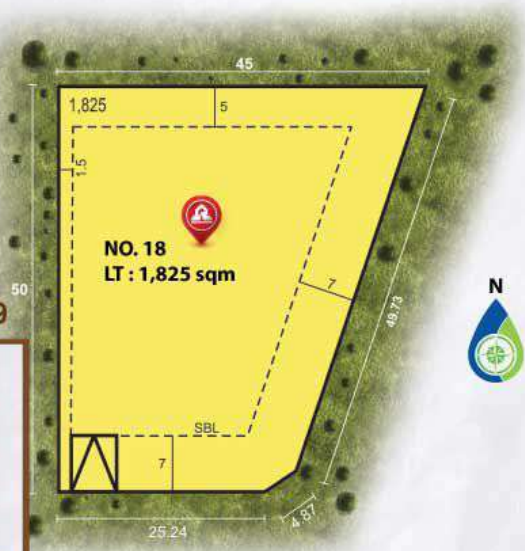
SUTERA DANAU BIRU
KEYPLAN



SUTERA DANAU BIRU II NO. 18
LAND SIZE = 1,825 sqm

www.KavlingRumah.com

0819 9000 1919



BUILDING REGULATION		RESIDENTIAL LOT	
I. LAKE VIEW		II. LAKE TERRACE	
GSB DEPAN	7 M	GSB DEPAN	7 M
GSB BELAKANG	10 M	GSB BELAKANG	5 M
GSB SAMPING	1,5 M	GSB SAMPING	1,5 M
KDB MAX	40%	KDB MAX	55%
KL B MAX	0,8	KL B MAX	1,1



BENY THIO

0815 1313 1919

PROPERTI TERPERCAYA



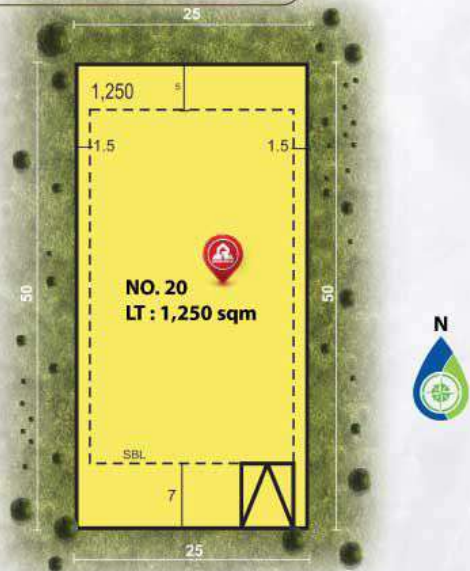
SUTERA DANAU BIRU
KEYPLAN



SUTERA DANAU BIRU II NO. 20
LAND SIZE = 1,250 sqm

www.KavlingRumah.com

0819 9000 1919



BUILDING REGULATION		RESIDENTIAL LOT	
I. LAKE VIEW		II. LAKE TERRACE	
GSB DEPAN	7 M	GSB DEPAN	7 M
GSB BELAKANG	10 M	GSB BELAKANG	5 M
GSB SAMPING	1,5 M	GSB SAMPING	1,5 M
KDB MAX	40%	KDB MAX	55%
KLB MAX	0,8	KLB MAX	1,1



BENY THIO

0815 1313 1919

PROPERTI TERPERCAYA



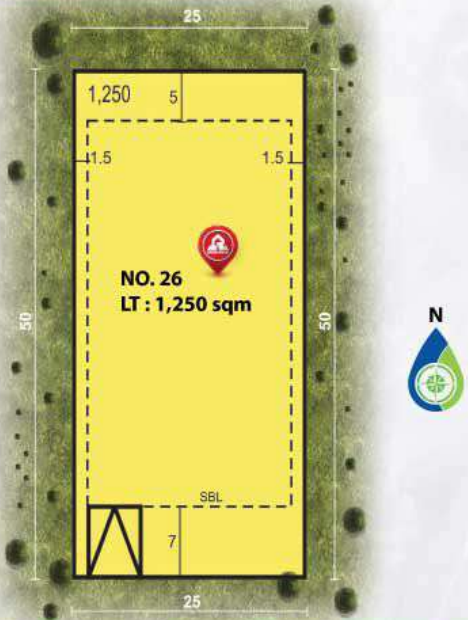
SUTERA DANAU BIRU
KEYPLAN



SUTERA DANAU BIRU II NO. 26
LAND SIZE = 1,250 sqm

www.KavlingRumah.com

0819 9000 1919



BUILDING REGULATION

RESIDENTIAL LOT

I. LAKE VIEW

II. LAKE TERRACE

GSB DEPAN	7 M	GSB DEPAN	7 M
GSB BELAKANG	10 M	GSB BELAKANG	5 M
GSB SAMPING	1,5 M	GSB SAMPING	1,5 M
KDB MAX	40%	KDB MAX	55%
KLB MAX	0,8	KLB MAX	1,1

BENY THIO

0815 1313 1919

**# PROPERTI
TERPERCAYA**

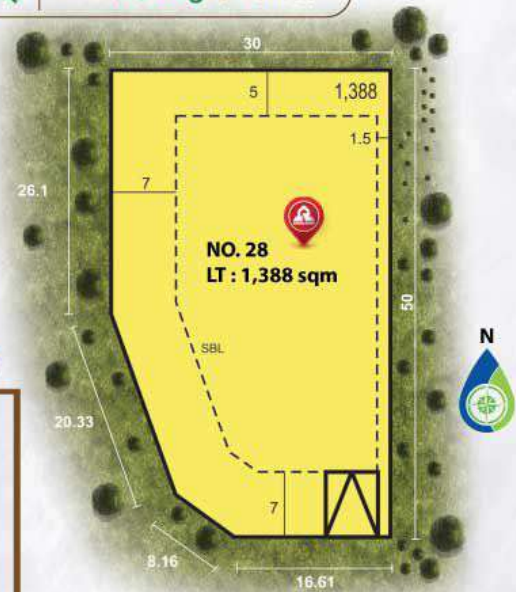


SUTERA DANAU BIRU
KEYPLAN



SUTERA DANAU BIRU II NO. 28
LAND SIZE = 1,388 sqm

www.KavlingRumah.com



0819 9000 1919

BUILDING REGULATION

RESIDENTIAL LOT

I. LAKE VIEW

II. LAKE TERRACE

GSB DEPAN	7 M	GSB DEPAN	7 M
GSB BELAKANG	10 M	GSB BELAKANG	5 M
GSB SAMPING	1,5 M	GSB SAMPING	1,5 M
KDB MAX	40%	KDB MAX	55%
KL B MAX	0,8	KL B MAX	1,1

BENY THIO

0815 1313 1919

PROPERTI
TERPERCAYA



RESIDENTIAL LOT

www.KavlingRumah.com

LT : 1100m² (22x50)
LT : 1250m² (25x50)



SUTERA DANAU BIRU ALAM SUTERA

0819 9000 1919



BENY THIO

0815 1313 1919



PROPERTI TERPERCAYA





SUTERA DANAU BIRU ALAM SUTERA

0819 9000 1919

RESIDENTIAL LOT LT : 1100m2 (22x50)
LT : 1250m2 (25x50)

www.KavlingRumah.com

BUILDING REGULATION			
I. LAKE VIEW		II. LAKE TERRACE	
GSB DEPAN	7 M	GSB DEPAN	7 M
GSB BELAKANG	10 M	GSB BELAKANG	5 M
GSB SAMPING	1,5 M	GSB SAMPING	1,5 M
KDB MAX	40%	KDB MAX	55%
KLB MAX	0,8	KLB MAX	1,1



BENY THIO

0815 1313 1919



PROPERTI TERPERCAYA





SUTERA DANAU BIRU ALAM SUTERA

0819 9000 1919

www.KavlingRumah.com

LT : 1100m² (22x50)
LT : 1250m² (25x50)



RESIDENTIAL LOT

BUILDING REGULATION

I. LAKE VIEW		II. LAKE TERRACE	
GSB DEPAN	7 M	GSB DEPAN	7 M
GSB BELAKANG	10 M	GSB BELAKANG	5 M
GSB SAMPING	1,5 M	GSB SAMPING	1,5 M
KDB MAX	40%	KDB MAX	55%
KLB MAX	0,8	KLB MAX	1,1

BENY THIO

0815 1313 1919



LOCATION MAP



PROPERTI TERPERCAYA



A wide, tree-lined road with a red bus and cyclists. The road is paved and has a green-painted curb. The trees are large and leafy, creating a canopy over the road. A red bus is driving away from the camera, and several cyclists are riding along the green-painted curb. The scene is bright and sunny, with dappled light on the road.

ALAM SUTERA GREEN TUNNEL

A TRUE GREEN LIVING

At Alam Sutera, we are fully committed to developing eco-friendly township where our residents may experience a true green living



M A I N G A T E

LOCATION MAP



LEGENDS

-  CLUSTER
-  EDUCATION
-  SHOPPING CENTER
-  SHOPHOUSES
-  SPORTS CENTER
-  OFFICE
-  HOSPITAL
-  HOTEL





SUTERA DANAU BIRU

RESIDENTIAL LOT

SITEPLAN & LAYOUT